

## FEATURES

- 70A continuous current capacity 70A
- Special construction improving contact performance
- Automotive-oriented design

## TYPICAL AUTOMOTIVE APPLICATIONS

- Glow plug timer unit
- Bypass relay for starting procedure

## CONTACT DATA

Form	1 Form A (1H)	
Max. Switching Current	Make	160A
	Break	70A
Material	PdCu + AgNi double contacts pairs	
Initial Contact Resistance	100 mΩ max. at 0.1A, 6VDC	
Max. Switching Voltage	See curve, current dependent	
Max. Continuous Current	70A	
Min. Load	0.5A, 12VDC	
Service Life	Mechanical	10 <sup>7</sup> ops.
	Electrical	10 <sup>5</sup> ops, see Note 4

## COIL DATA

Coil Voltage Code	Nominal Voltage (VDC)	Resistance (Ω) +10%	Must Operate Voltage max. (VDC)	Allowable Voltage (VDC)	Must Release Voltage min. (VDC)
006	6	22	3.6	10.1	0.6
012	12	90	7.2	20.5	1.2
024	24	330	14.3	39.1	2.4

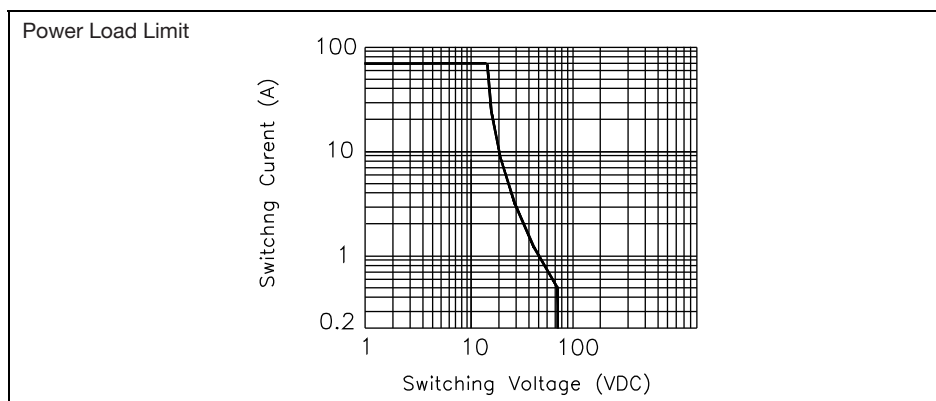
## CHARACTERISTICS

Operate Time	5 ms. typical
Release Time	3 ms. typical
Insulation Resistance	100 MΩ, at 500 VDC, 50%RH
Dielectric Strength	500 Vrms, 1 min.
Shock Resistance	20 g, 11ms.
Vibration Resistance	DA 1.5mm, 20 - 200 Hz, functional
Drop Resistance	1 M height drop on concrete in final enclosure
Power Consumption	1.6W, approx.
Ambient Temperature	-40°C to 125 operating; -40°C to 155°C storage
Weight	Open: 18 g; Covered: 23 g, approx.

## ORDERING DESIGNATION

Example:	HG4237 /	012 -	1H	11	-1
Model					
Coil Voltage Code					
Contact Form					
1H: 1 Form A					
Footprint					
8: US; 11: European					
Version					
Nil: Open; 1: Sealed; 2: Dust Cover					

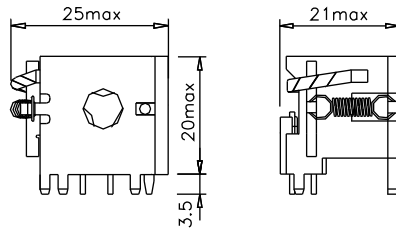
## REFERENCE CURVE



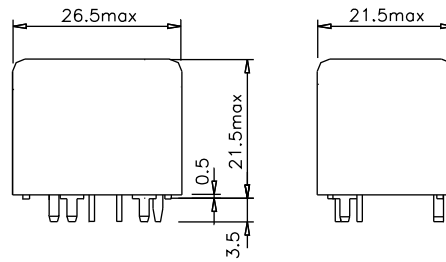
## OVERALL DIMENSIONS, MOUNTING HOLES AND WIRING DIAGRAM (mm)

### Overall Dimensions

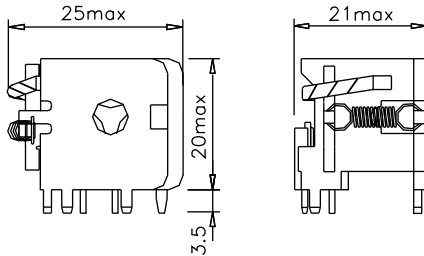
Open – European Footprint (11)



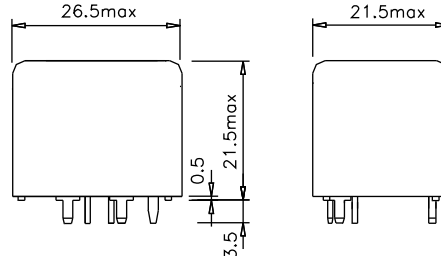
Covered – European Footprint (11)



Open – US Footprint (8)

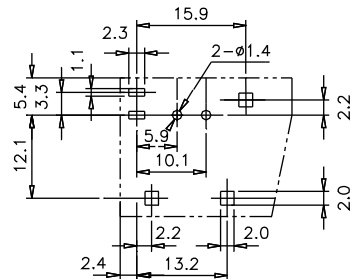


Covered – US Footprint (8)

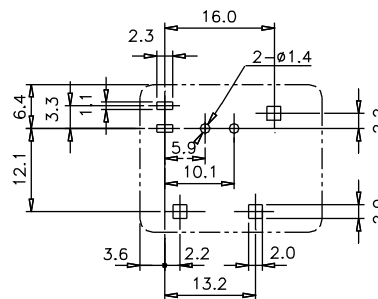


### Mounting Holes (Bottom View)

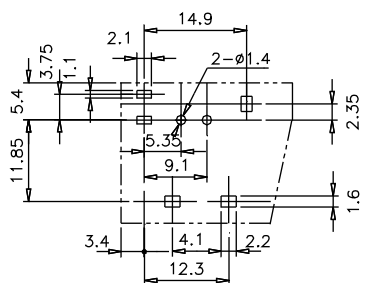
Open – European Footprint (11)



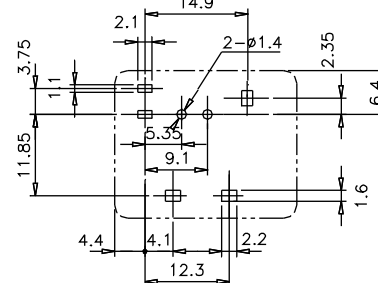
Covered – European Footprint (11)



Open – US Footprint (8)

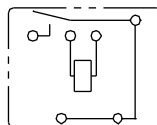


Covered – US Footprint (8)



### Wiring Diagram (Bottom View)

1 Form A (1H)



### NOTES

1. All parameters, unless otherwise specified, are measured at ambient temperature 23°C.
2. Maximum make current refers to inrush current of lamp load.
3. At ambient temperature of 85°C, maximum allowable voltage should be reduced to 72%.
4. Electrical life obtained at resistive load at 70A, 15VDC with operating frequency of 6 ops/min.
5. Custom-made services available with operational quantity. Please let us know your special requirements.
6. Specifications subject to change without prior notice.

T Y H Enterprise Limited  
Room 1620B, Nan Fung Centre  
264-298 Castle Peak Road  
Tsuen Wan, N.T.  
Hong Kong  
Tel: 852-2416-0132  
Fax: 852-2413-6229  
<http://www.tyhhk.com>  
email: [info@tyhhk.com](mailto:info@tyhhk.com)

Plant: Shanghai Hi-Gradex Relay Mfg. Co., Ltd  
918 Shixin Road  
Airport Town  
Pudong New Area  
Shanghai 201202  
China  
Tel: 86-21-6299-5619 / -5877  
Fax: 86-21-6299-5619  
email: [tyhesh@online.sh.cn](mailto:tyhesh@online.sh.cn)